



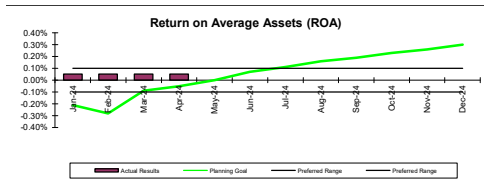
Oct-23	Nov-23	Dec-23	Jan-24	Feb-24	Mar-24	Apr-24	May-24	Jun-24	Jul-24	Aug-24	Sep-24	Oct-24	Nov-24	Dec-24
Actual	Actual	Actual	Actual	Actual	Actual	Actual	Actual	Actual	Actual	Actual	Actual	Actual	Actual	Actual
-0.35%	-0.35%	-0.35%	0.05%	0.05%	0.05%	0.05%	0.00%	0.00%	0.00%	0.00%	0.00%	0.00%	0.00%	0.00%
5.89%	5.89%	5.89%	5.68%	5.68%	5.68%	5.68%	0.00%	0.00%	0.00%	0.00%	0.00%	0.00%	0.00%	0.00%
8.50%	8.50%	8.50%	7.84%	7.84%	7.84%	7.84%	0.00%	0.00%	0.00%	0.00%	0.00%	0.00%	0.00%	0.00%
0.43%	0.43%	0.43%	1.09%	1.09%	1.09%	1.09%	0.00%	0.00%	0.00%	0.00%	0.00%	0.00%	0.00%	0.00%
77.80%	77.80%	77.80%	85.53%	85.53%	85.53%	85.53%	0.00%	0.00%	0.00%	0.00%	0.00%	0.00%	0.00%	0.00%
3.26%	3.26%	3.26%	5.76%	5.76%	5.76%	5.76%	0.00%	0.00%	0.00%	0.00%	0.00%	0.00%	0.00%	0.00%
\$14,404	\$14,404	\$14,404	\$15,924	\$15,924	\$15,924	\$15,924	\$0	\$0	\$0	\$0	\$0	\$0	0.00	0.00
\$8,345	\$8,345	\$8,345	\$9,130	\$9,130	\$9,130	\$9,130	\$0	\$0	\$0	\$0	\$0	\$0.00	0.00	0.00
0.94%	0.94%	0.94%	0.70%	0.70%	0.70%	0.70%	0.00%	0.00%	0.00%	0.00%	0.00%	0.00%	0.00%	0.00%
17.51%	17.51%	17.51%	16.71%	16.71%	16.71%	16.71%	0.00%	0.00%	0.00%	0.00%	0.00%	0.00%	0.00%	0.00%
50.55%	50.55%	50.55%	52.07%	52.07%	52.07%	52.07%	0.00%	0.00%	0.00%	0.00%	0.00%	0.00%	0.00%	0.00%
11.06	12.06	13.06	2.16	3.16	4.16	5.16	0.00	0.00	0.00	0	0	0	0	0
\$11,488,835	\$11,488,836	\$11,488,837	\$14,416,329	\$14,416,330	\$14,416,331	\$14,416,332	\$0	\$0	\$0	\$0	\$0	\$0	\$0	\$0
981.40%	1081.40%	1181.40%	52.01%	152.01%	252.01%	352.01%	0.00%	0.00%	0.00%	0.00%	0.00%	0.00%	0.00%	0.00%

New measure-Banno

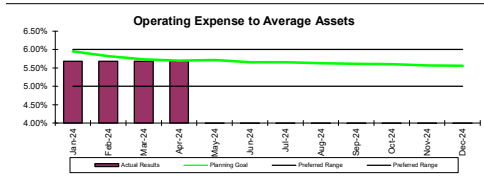
Oct-23	Nov-23	Dec-23	Jan-24	Feb-24	Mar-24	Apr-24	May-24	Jun-24	Jul-24	Aug-24	Sep-24	Oct-24	Nov-24	Dec-24
Goal	Goal	Goal	Goal	Goal	Goal	Goal	Goal	Goal	Goal	Goal	Goal	Goal	Goal	Goal
-0.22%	-0.22%	-0.22%	-0.21%	-0.28%	-0.09%	-0.05%	0.00%	0.07%	0.11%	0.16%	0.19%	0.23%	0.26%	0.30%
5.60%	5.60%	5.60%	5.95%	5.82%	5.73%	5.70%	5.71%	5.65%	5.65%	5.63%	5.61%	5.60%	5.57%	5.56%
8.16%	8.16%	8.50%	7.77%	7.72%	7.71%	7.70%	7.69%	7.69%	7.69%	7.71%	7.72%	7.74%	7.76%	7.80%
0.90%	0.90%	0.90%	1.42%	1.39%	1.42%	1.40%	1.40%	1.40%	1.40%	1.40%	1.40%	1.40%	1.40%	1.40%
76.00%	76.00%	76.00%	85.66%	85.63%	85.63%	86.81%	86.93%	87.19%	88.49%	88.59%	88.71%	89.13%	89.80%	90.29%
5.00%	5.00%	6.17%	4.97%	4.97%	4.97%	4.00%	4.00%	4.00%	4.00%	4.00%	4.00%	4.00%	4.00%	4.00%
\$13,500	\$13,500	\$13,500	\$16,000	\$16,000	\$16,000	\$16,000	\$16,000	\$16,000	\$16,000	\$16,000	\$16,000	\$16,000	\$16,000	\$16,000
\$8,000	\$8,000	\$8,000	\$8,500	\$8,500	\$8,500	\$8,500	\$8,500	\$8,500	\$8,500	\$8,500	\$8,500	\$8,500	\$8,500	\$8,500
0.00%	0.00%	0.00%	0.00%	0.00%	0.00%	0.00%	0.00%	0.00%	0.00%	0.00%	0.00%	0.00%	0.00%	0.00%
20.00%	20.00%	6.00%	1.72%	0.33%	0.35%	1.75%	0.49%	0.65%	1.86%	0.46%	0.49%	0.82%	1.10%	0.89%
51.00%	51.00%	51.00%	53.00%	53.00%	53.00%	53.00%	53.00%	53.00%	53.00%	53.00%	53.00%	53.00%	53.00%	53.00%
2.1	2.1	2	2.2	2.2	2.2	2.2	2.2	2.2	2.2	2.2	2.2	2.2	2.2	2.2
\$12,000,000	\$12,000,000	\$12,000,000	\$15,000,000	\$15,000,000	\$15,000,000	\$15,000,000	\$15,000,000	\$15,000,000	\$15,000,000	\$15,000,000	\$15,000,000	\$15,000,000	\$15,000,000	\$15,000,000
76.00%	76.00%	76.00%	75.00%	75.00%	75.00%	75.00%	75.00%	75.00%	75.00%	75.00%	75.00%	75.00%	75.00%	75.00%

0.11%	0.11%	0.11%
-0.06%	-0.06%	-0.06%

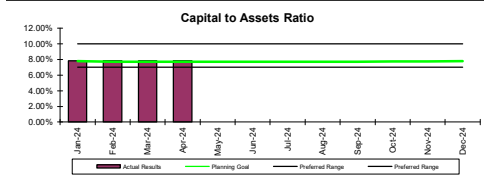
## Veritas Federal Credit Union Dashboard



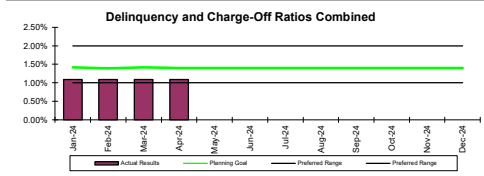
Key Area 1  
Notes:



Key Area 2  
Notes:

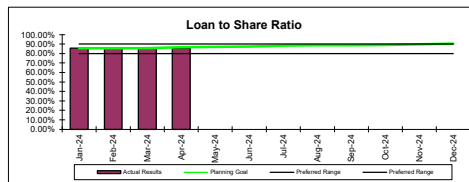


Key Area 3  
Notes:

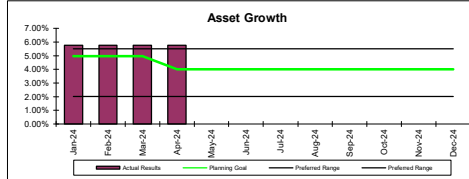


Key Area 4  
Notes:

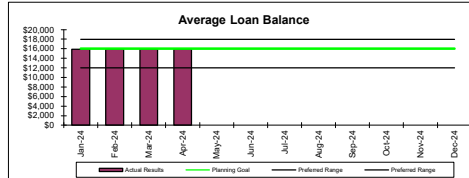
## Veritas Federal Credit Union Dashboard



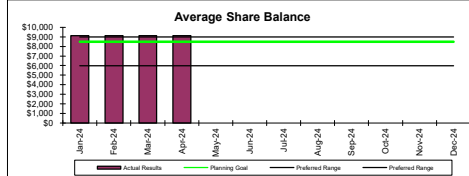
Key Area 5  
Notes:



Key Area 6  
Notes:

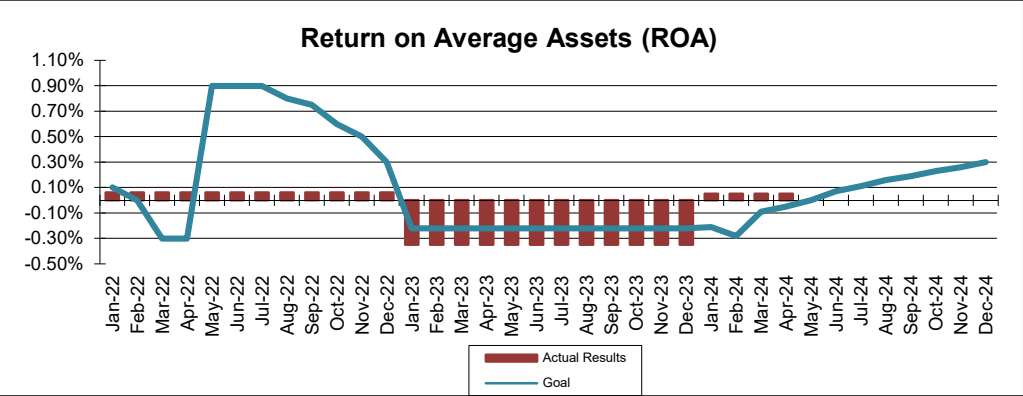


Key Area 7  
Notes:



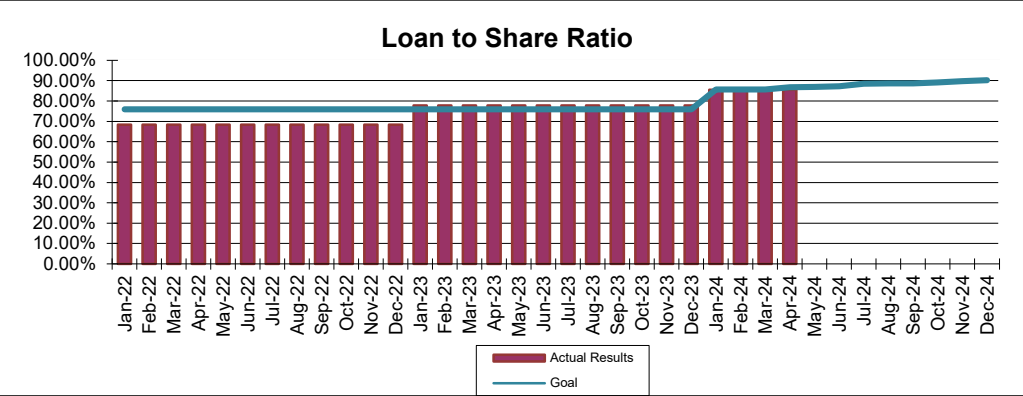
Key Area 8  
Notes:

Veritas Federal Credit Union  
Trend Analysis

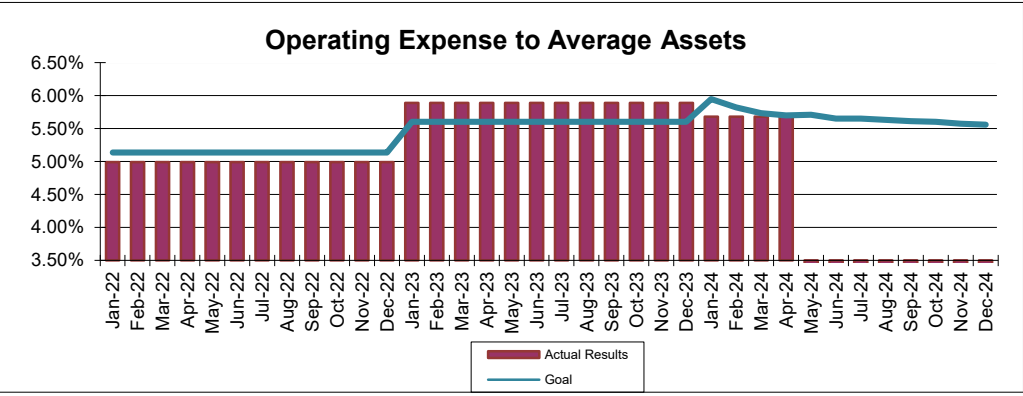


Notes:

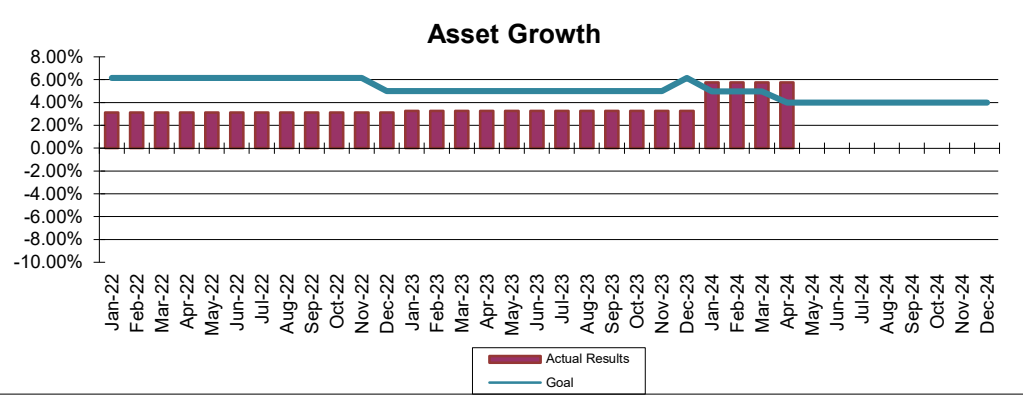
Veritas Federal Credit Union  
Trend Analysis



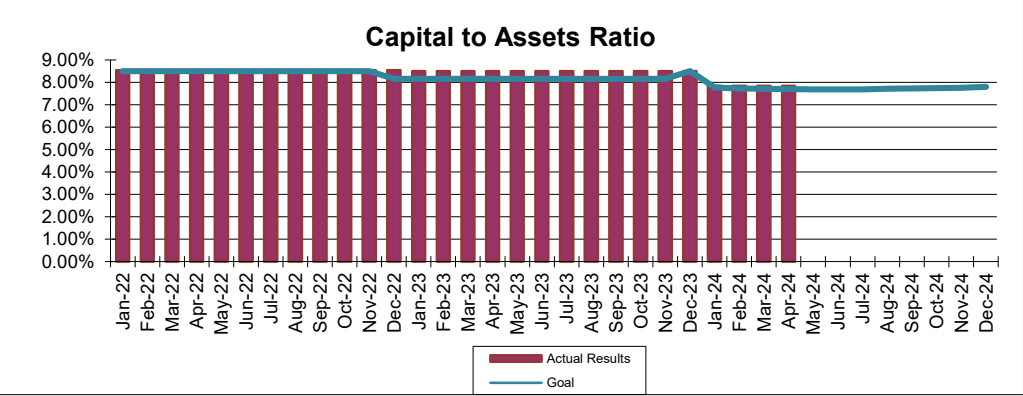
Notes:



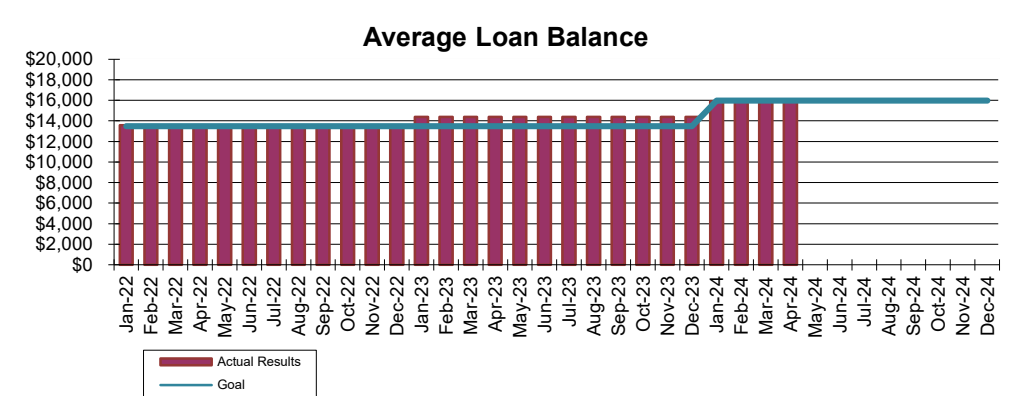
Notes:



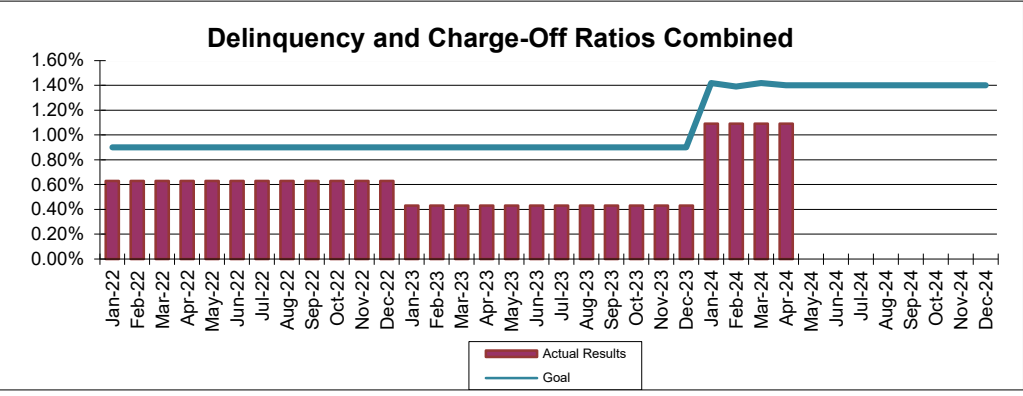
Notes:



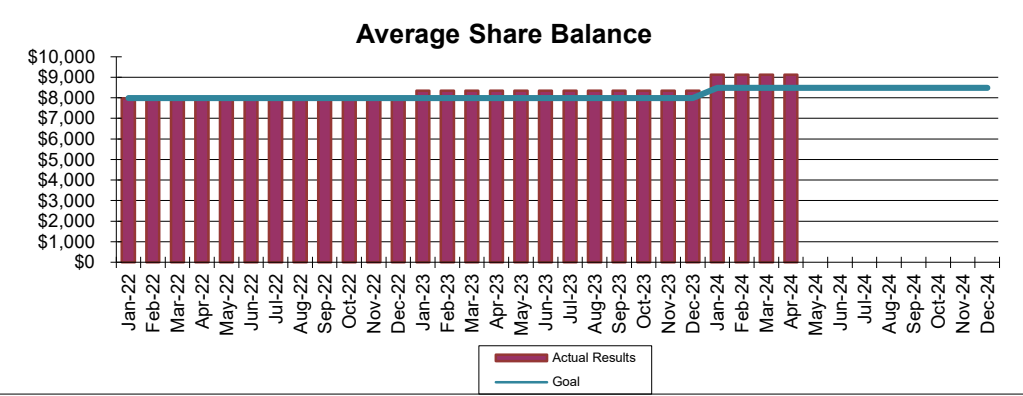
Notes:



Notes:



Notes:



Notes: